



# GUJCOT TRADE ASSOCIATION

WEEKLY REPORT      31-Jul-2021

## Market Movement from 26th Jul 2021 to 31st Jul 2021

- Market remained steady during the week but NY December contract first time crossed 91 Cents barrier in intraday trading. Although NY December closed with some minor weekly loss, technically picture looks sound.
- U.S. Export Sales for current year was almost nil. Now only one week remained for current year. Shipment was 2,47,000 Bales.
- For New year U.S. Export Sales was 1,92,000.
- Carried forward commitment of 2020-21 crop plus sales of 2021-22 will be opening sales. Which will be close to 4 million bales plus.
- Indian cotton rate advanced to new high. Gujarat shakar-6 rate crossed 57,500.
- Even at this level CCI was able to offload big quantity and they are left with just 9 lakh bales unsold stock, mainly in North.
- Export of Indian cotton is in just small quantity now.
- Indian rupee remained between 74.28 to 74.46.



# GUJCOT TRADE ASSOCIATION

WEEKLY REPORT 31-Jul-2021

## Gujarat District wise Cotton Sowing

Gujarat Districtwise Cotton Sowing Till 26-July-2021			
<b>Kutch</b>	<b>515</b>	<b>Saurashtra</b>	<b>15,250</b>
Kutch	515	Surendranagar	3,164
		Rajkot	1,972
<b>North Gujarat</b>	<b>1,805</b>	Jamnagar	1,242
Banarsakantha	392	Porbandar	37
Patan	337	Junagadh	325
Mehsana	322	Amreli	3,018
Sabarkantha	420	Bhavnagar	2,210
Gandhinagar	197	Morbi	1,748
Aravali	137	Botad	1,381
		Gir Somnath	111
<b>Middle Gujarat</b>	<b>2,776</b>	Devbhumi Dwarka	41
Ahmedabad	873		
Anand	14	<b>South Gujarat</b>	<b>1,426</b>
Kheda	134	Surat	35
Panchmahal	122	Narmada	532
Dahod	3	Bharuch	751
Vadodara	700	Dang	0
Mahisagar	63	Navsari	0
Chota Udaipur	866	Valsad	0
		Tapi	107
<b>TOTAL</b>			<b>21,772</b>
<b>TOTAL (Last Year)</b>			<b>21,477</b>
<b>All Figures in '00 Hectares</b>			
Source :- Agriculture, Farmers Welfare and Co-operation Department Government of Gujarat			



# GUJCOT TRADE ASSOCIATION

## WEEKLY REPORT 31-Jul-2021

### All India Cotton Sowing

All India Cotton Sowing				
As on 29-07-2021				
STATE	(Area in Lakh Hectare)			
	2021-2022	2020-2021	Change	
Punjab	3.040	5.010	-1.970	-39.32%
Haryana	6.880	7.370	-0.490	-6.65%
Rajasthan	5.970	6.737	-0.767	-11.38%
<b>North India</b>	<b>15.890</b>	<b>19.117</b>	<b>-3.227</b>	<b>-16.88%</b>
Gujarat	21.770	22.164	-0.394	-1.78%
Maharashtra	38.120	41.188	-3.068	-7.45%
Madhya Pradesh	5.980	6.225	-0.245	-3.94%
<b>Central India</b>	<b>65.870</b>	<b>69.577</b>	<b>-3.707</b>	<b>-5.33%</b>
Telangana	20.090	21.707	-1.617	-7.45%
Andra Pradesh	2.400	4.235	-1.835	-43.33%
Karnataka	4.260	4.688	-0.428	-9.13%
Tamil Nadu	0.050	0.055	-0.005	-9.09%
<b>South Zone</b>	<b>26.800</b>	<b>30.685</b>	<b>-3.885</b>	<b>-12.66%</b>
Orissa	1.800	1.656	0.144	8.70%
Others	0.371	0.216	0.155	71.76%
<b>All India</b>	<b>110.731</b>	<b>121.251</b>	<b>-10.520</b>	<b>-8.68%</b>

Source :- Department of Agriculture Cooperation & Farmer Welfare - Government of India



# GUJCOT TRADE ASSOCIATION

## WEEKLY REPORT 31-Jul-2021

### Global

#### US Weekly Export Sales

- Net UPLAND sales reductions of 1,200 RB for 2020-2021--a marketing-year low were--down noticeably from the previous week and from the prior 4-week average. Increases reported for Mexico (2,400 RB), Pakistan (900 RB), Peru (500 RB), South Korea (400 RB), and Egypt (100 RB), were more than offset by reductions for Indonesia (2,200 RB), Vietnam (2,000 RB), China (900 RB), and Japan (400 RB).
- For 2021-2022, net UPLAND sales of 1,92,200 RB primarily for Bangladesh (55,000 RB), Mexico (39,600 RB), Pakistan (33,700 RB), Vietnam (25,300 RB), and Turkey (14,300 RB), were offset by reductions for Guatemala (200 RB).
- UPLAND Exports of 2,38,300 RB were down 3 percent from the previous week and 5 percent from the prior 4-week average. Exports were primarily to Turkey (54,200 RB), Pakistan (48,800 RB), Vietnam (29,300 RB), China (27,500 RB), and Indonesia (18,500 RB).
- Net sales of PIMA totaling 4,200 RB were up 22 percent from the previous week, but down 2 percent from the prior 4-week average. Increases were primarily for Peru (2,300 RB) and India (900 RB). For 2021-2022, net PIMA sales of 200 RB were reported for Thailand (100 RB) and Japan (100 RB).
- PIMA Exports of 9,300 RB were down 10 percent from the previous week and 14 percent from the prior 4-week average. The destinations were primarily to India (6,300 RB), Peru (1,500 RB), China (700 RB), Germany (400 RB), and Pakistan (200 RB).

US Export Sales	22-Jul-2021
<b>Marketing Year 2020-21</b>	
Upland Gross Sales	5,000
Cancellation	6,200
<b>Net Upland Sales</b>	<b>-1,200</b>
PIMA Gross Sales	4,200
Cancellation	0
<b>Net PIMA Sales</b>	<b>4,200</b>
Total Gross Sales	9,200
Total Cancellation	6,200
<b>Total Net Sales</b>	<b>3,000</b>
<b>Shipments</b>	
UPLAND	2,38,300
PIMA	9,300
<b>Total Shipment</b>	<b>2,47,600</b>
<b>Marketing Year 2021-22</b>	
Net Upland Sales	1,92,200
Net PIMA Sales	200
<b>Total Net Sales</b>	<b>1,92,400</b>
All Figures in US Running Bale	



# GUJCOT TRADE ASSOCIATION

## WEEKLY REPORT 31-Jul-2021

Gujarat Spot Rate Weekly Changes						
Variety	Staple Length	Mic.	24-07-2021	31-07-2021	Change	Change (in Per.)
					W/W	W/W
Shankar 6	29 mm	3.8	55,900	57,400	1,500	2.61%
V-797	13 % Trash		35,650	36,100	450	1.25%
MCX Spot Rate			26,590	27,220	630	2.31%
USD-INR Exchange			74.40	74.41	0.01	0.01%

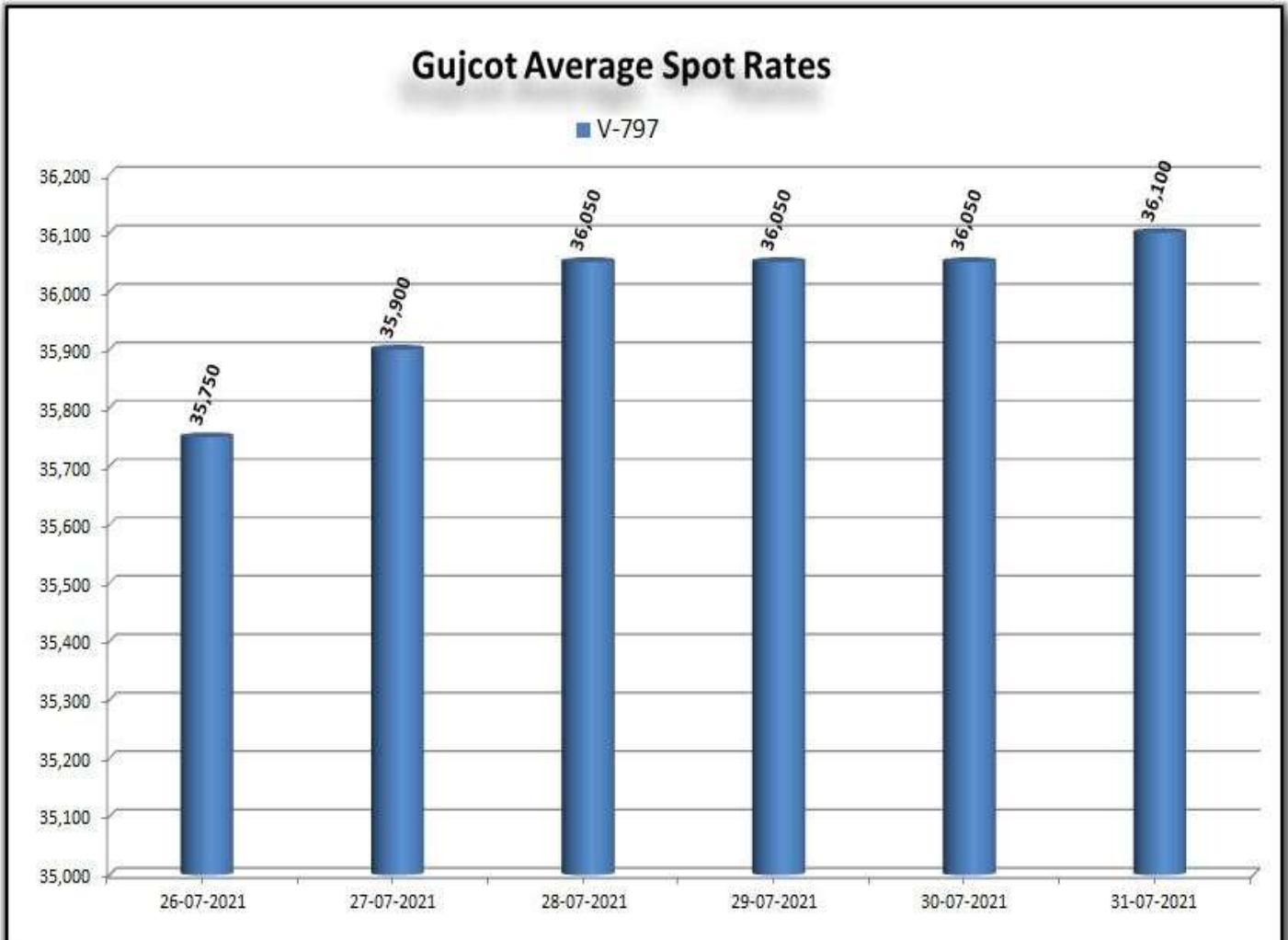
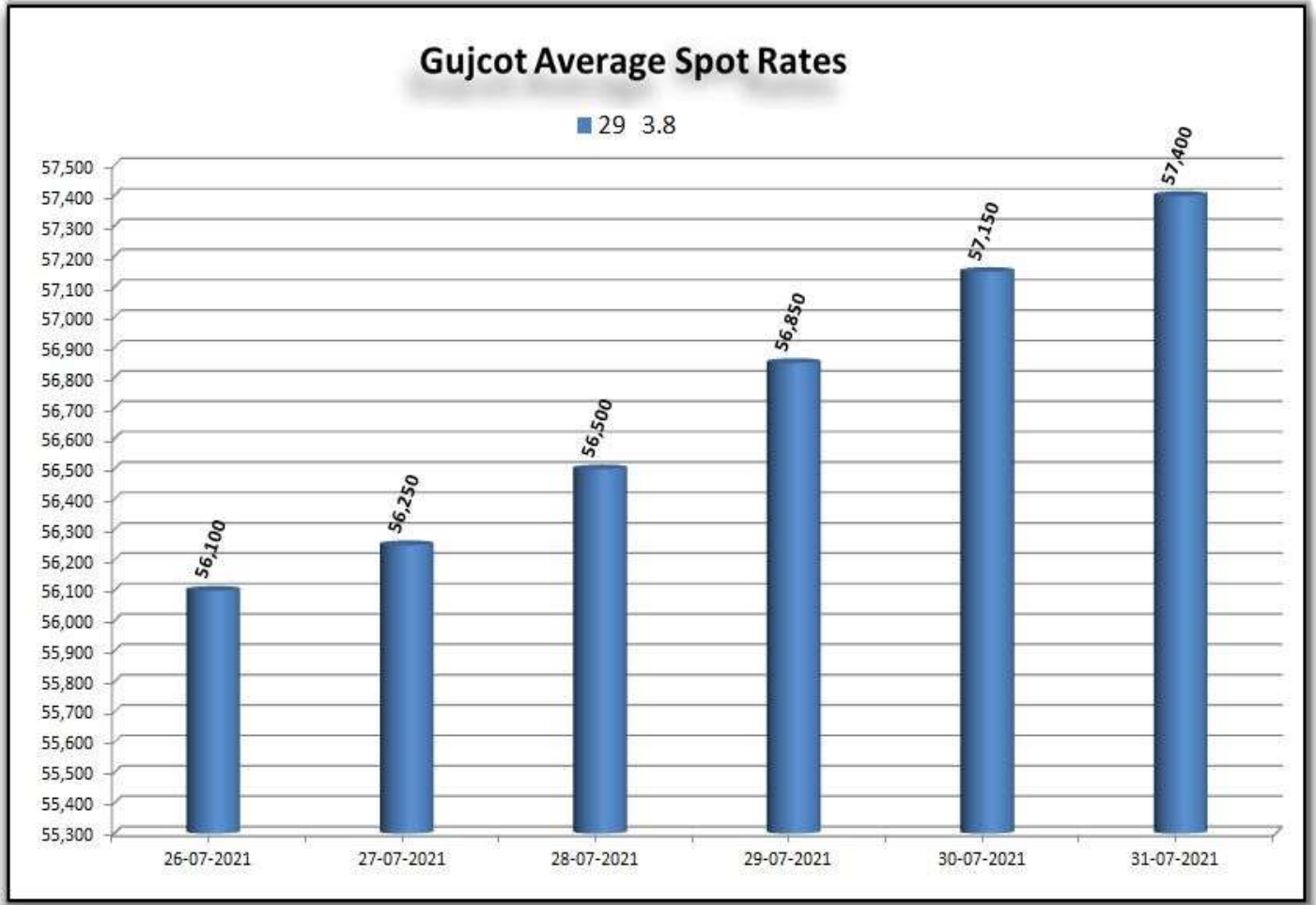
Average Rate of Last week					
Variety	Staple Length	Mic.	Price Range		Average Of 6 Days
			Low	High	
Shankar 6	29	3.8	56,100	57,400	56,708
Shankar 6	28.5	3.7	No Quote	No Quote	No Quote
Shankar 6	28	3.6	No Quote	No Quote	No Quote
Shankar 6	27	3.2	No Quote	No Quote	No Quote
Shankar 6	26	3.0	No Quote	No Quote	No Quote
V-797	13% Trash		35,750	36,100	35,983
MCX Spot Rate			26,720	27,220	27,053
USD Exchange Rate			74.28	74.46	74.39

Rate of Last Week				
Date	29 3.8	V-797	MCX Spot Rate	USD-INR Exchange
26-07-2021	56,100	35,750	26,720	74.41
27-07-2021	56,250	35,900	26,880	74.46
28-07-2021	56,500	36,050	27,090	74.37
29-07-2021	56,850	36,050	27,190	74.28
30-07-2021	57,150	36,050	27,220	74.41
31-07-2021	57,400	36,100	27,220	74.41



# GUJCOT TRADE ASSOCIATION

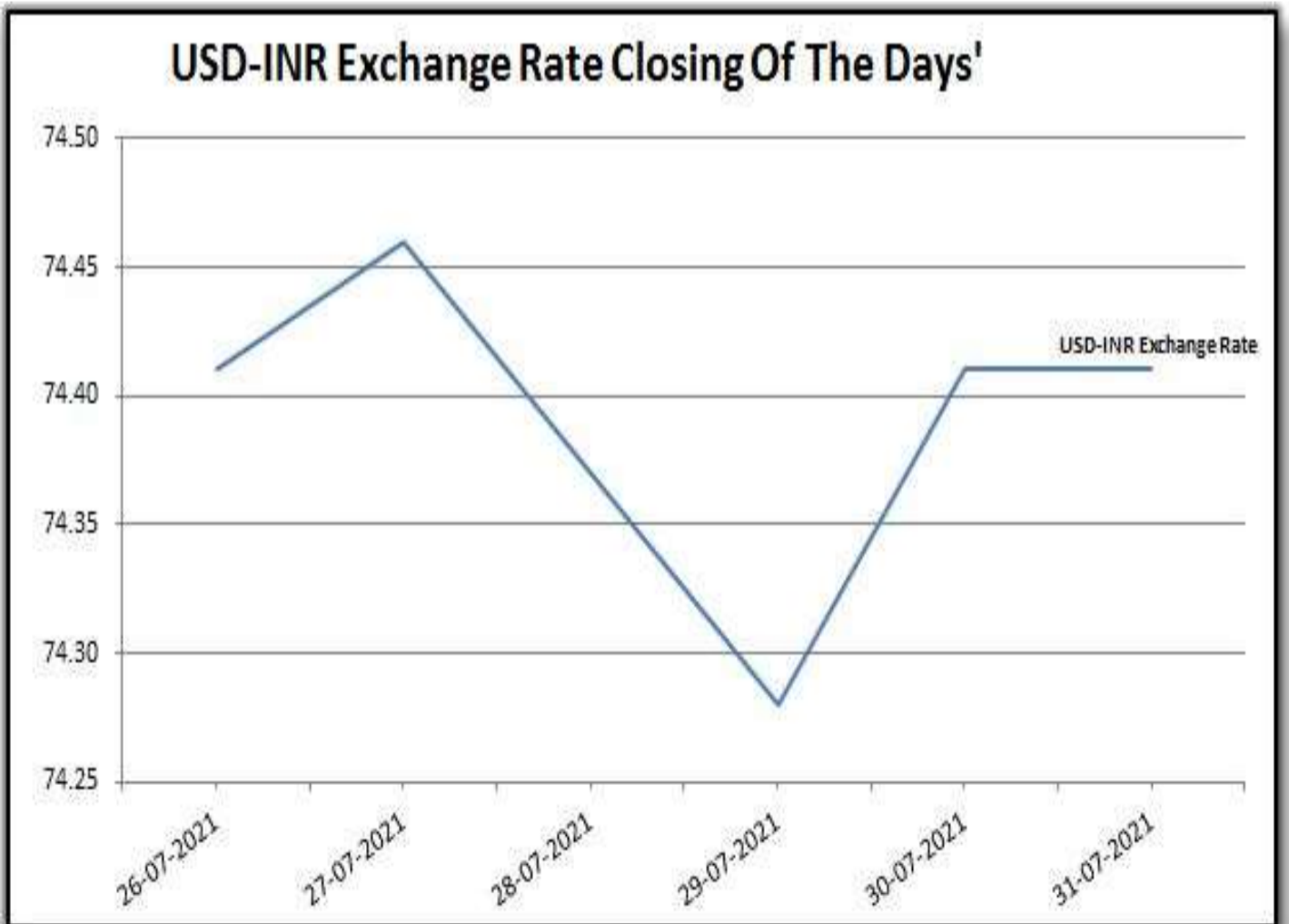
## WEEKLY REPORT 31-Jul-2021





# GUJCOT TRADE ASSOCIATION

## WEEKLY REPORT 31-Jul-2021

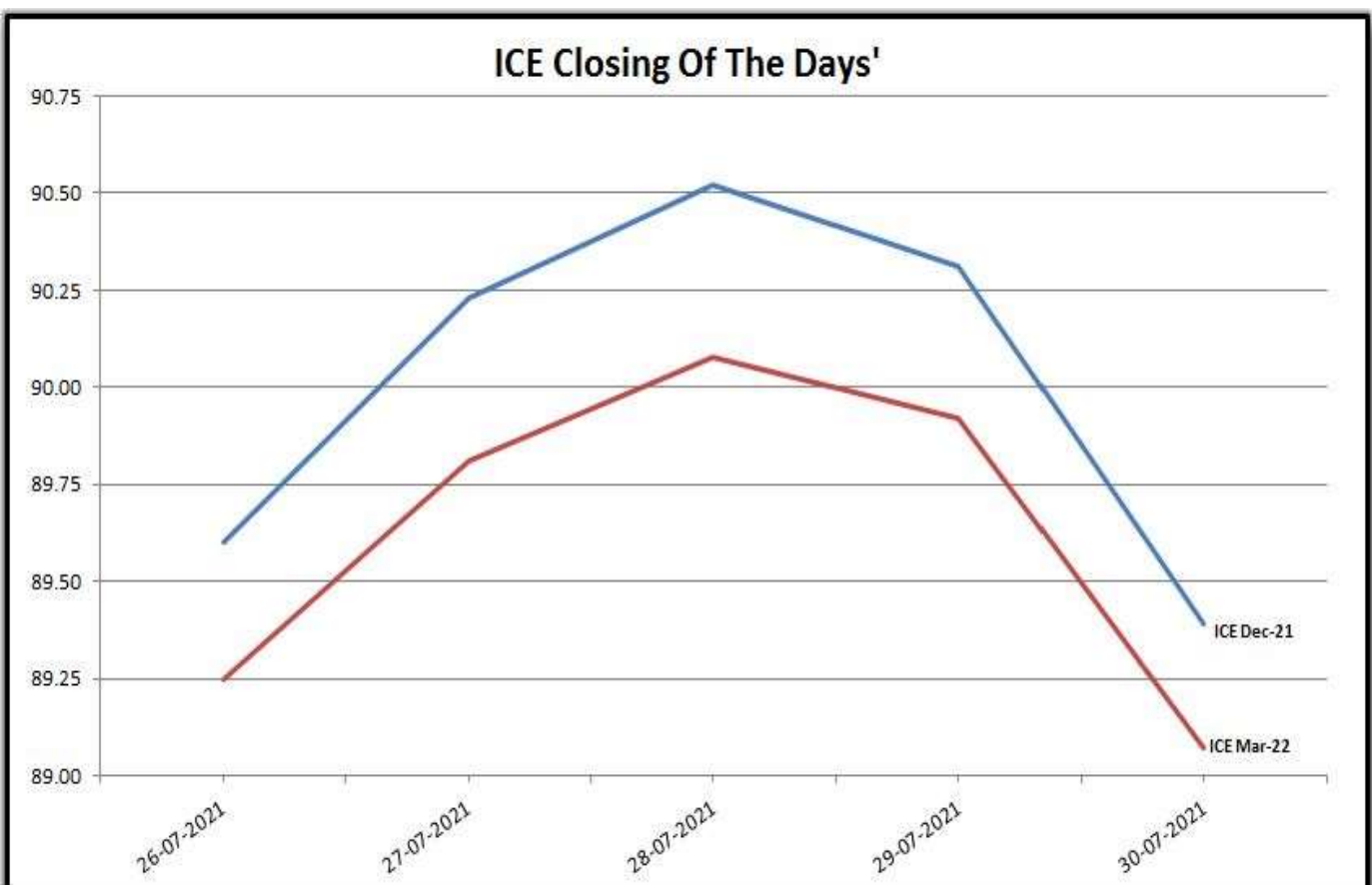
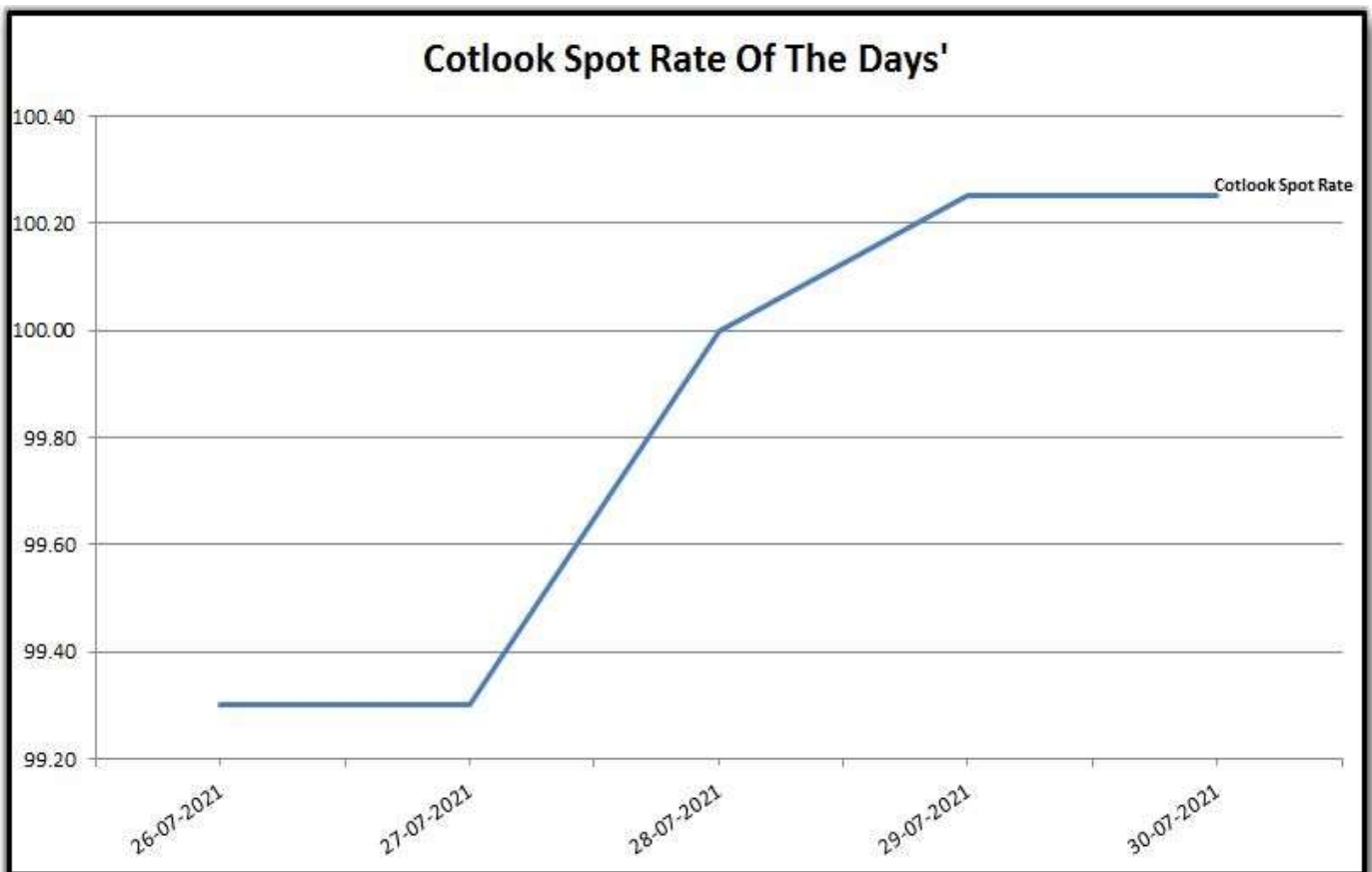




# GUJCOT TRADE ASSOCIATION

WEEKLY REPORT 31-Jul-2021

Foreign Indices			
Date	Cotlook	ICE	
	Spot Rate	Dec-21	Mar-22
26-07-2021	99.30	89.60	89.25
27-07-2021	99.30	90.23	89.81
28-07-2021	100.00	90.52	90.08
29-07-2021	100.25	90.31	89.92
30-07-2021	100.25	89.39	89.07





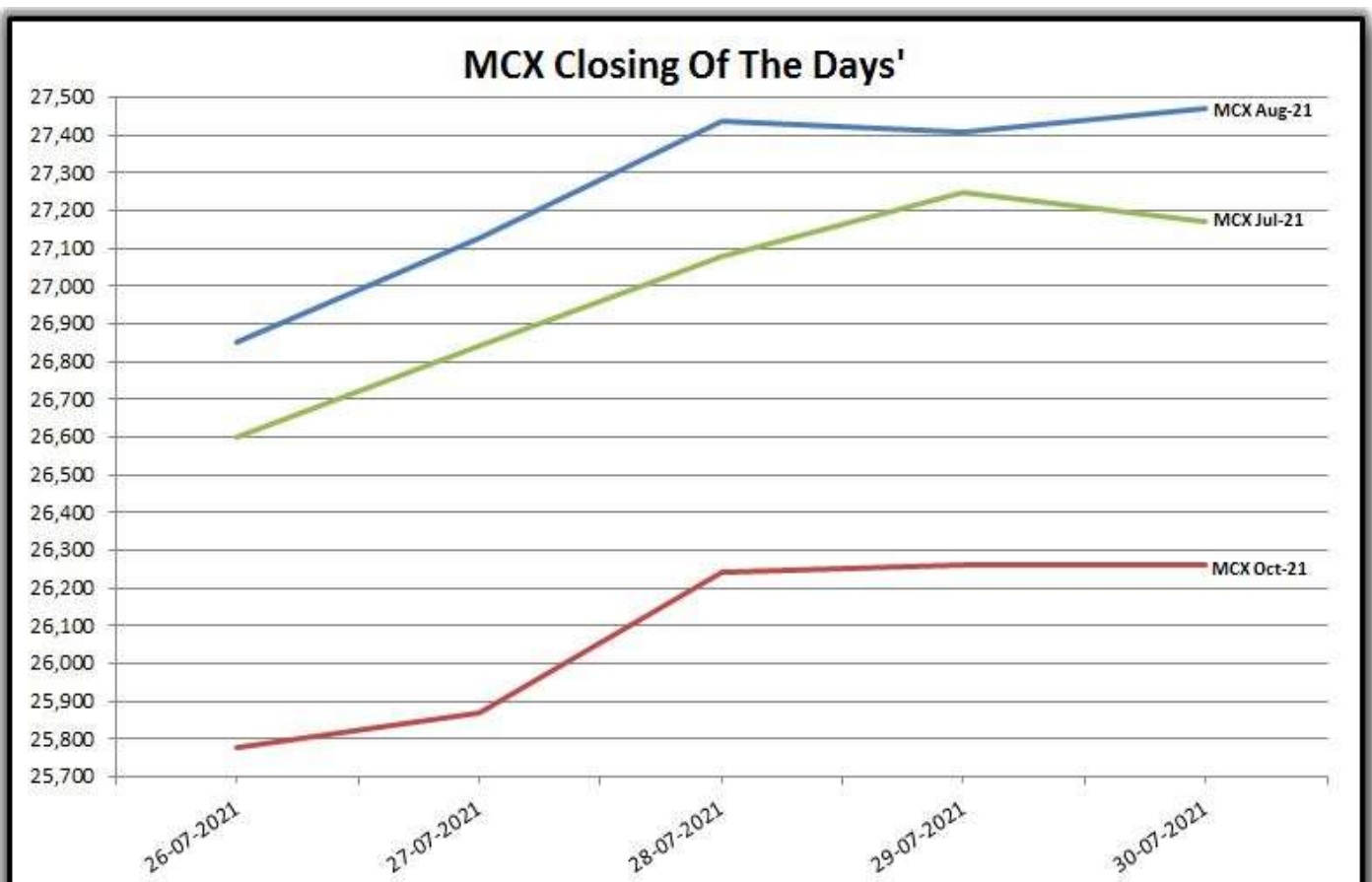
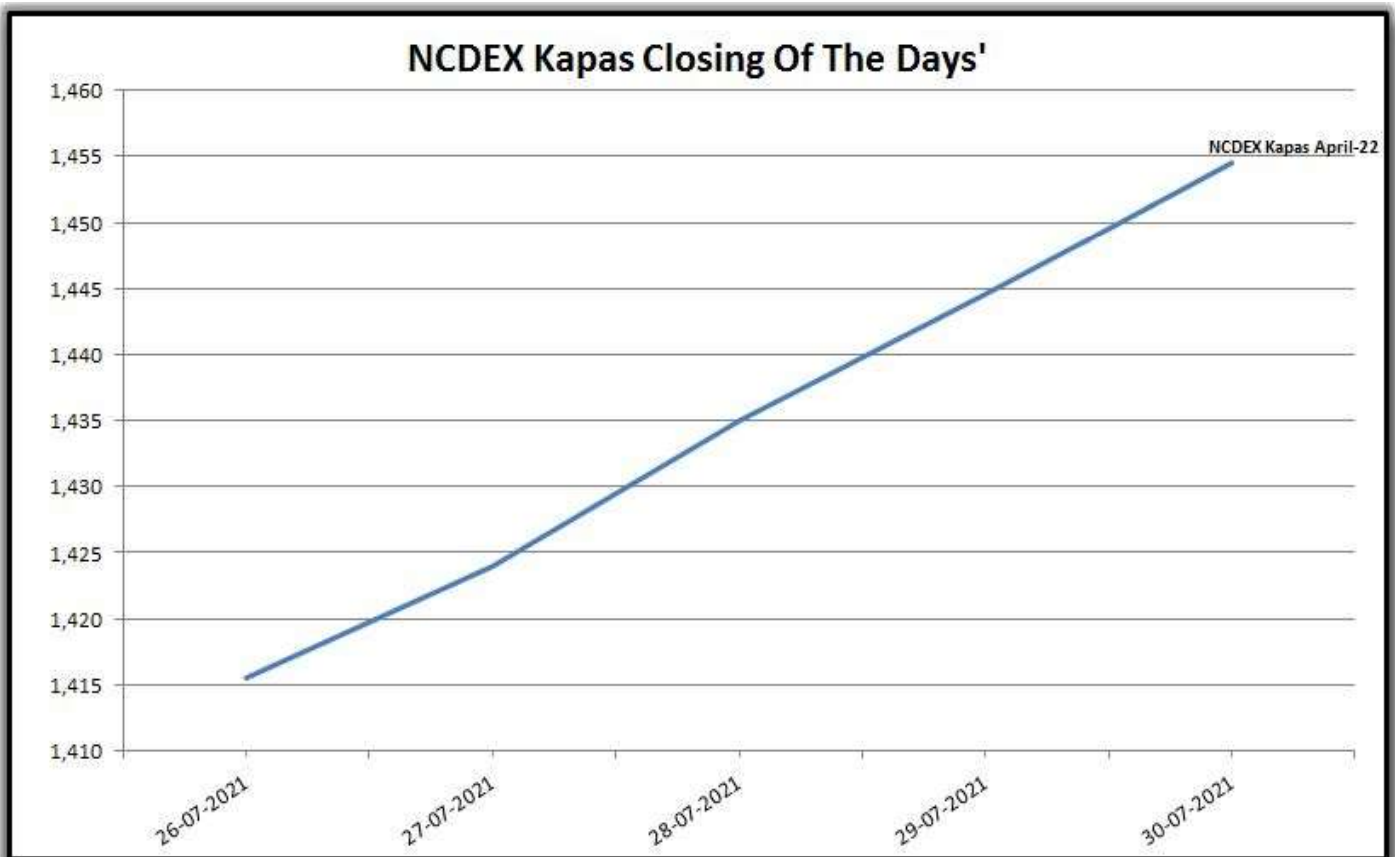


# GUJCOT TRADE ASSOCIATION

## WEEKLY REPORT 31-Jul-2021

### Indian Indices

Date	NCDEX Kapas	MCX		
	April	Jul-21	Aug-21	Oct-21
26-07-2021	1415.50	26,600	26,850	25,780
27-07-2021	1424.00	26,840	27,130	25,870
28-07-2021	1435.00	27,080	27,440	26,240
29-07-2021	1444.50	27,250	27,410	26,260
30-07-2021	1454.50	27,170	27,470	26,260



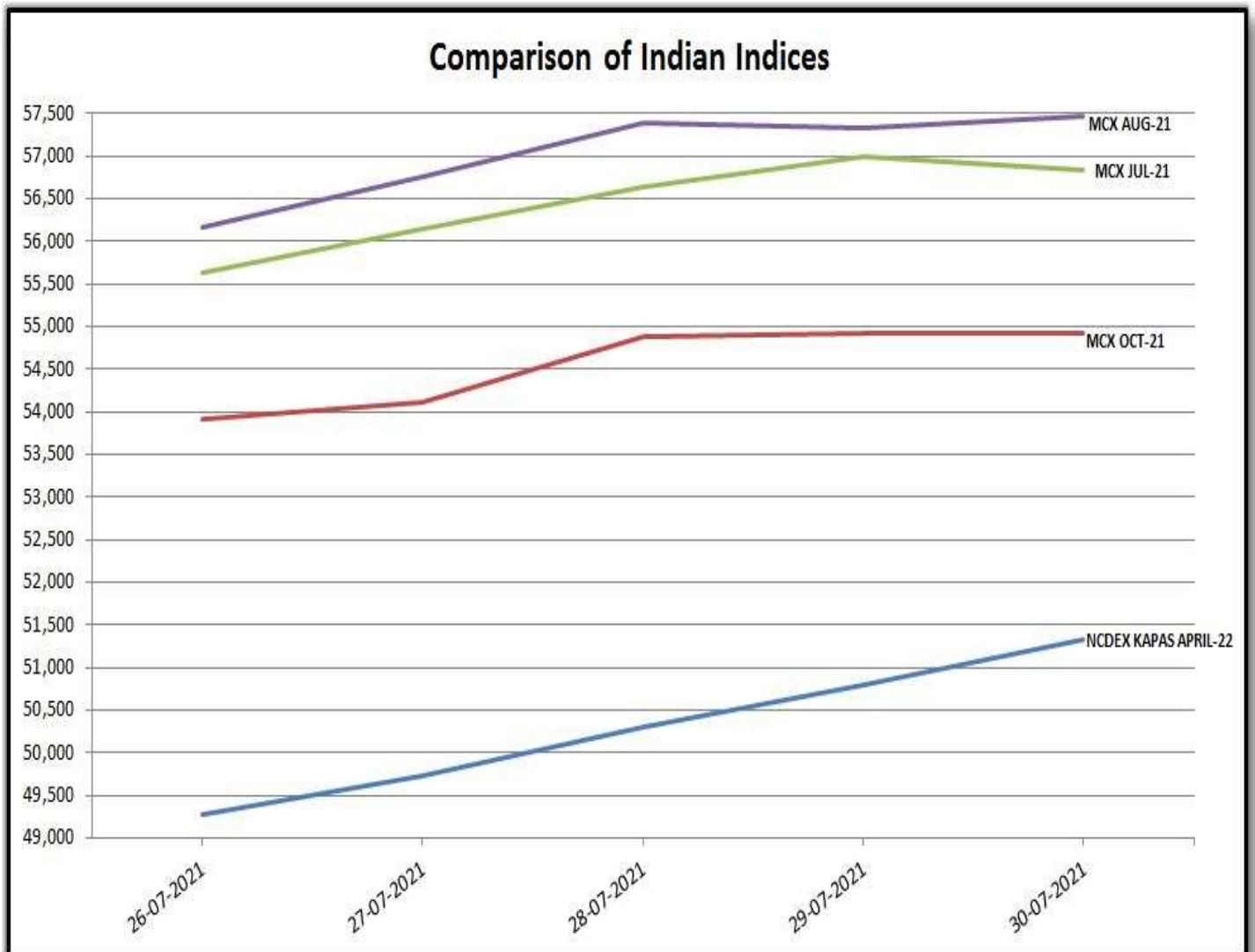


# GUJCOT TRADE ASSOCIATION

WEEKLY REPORT 31-Jul-2021

Indian Indices in Candy Rate				
Date	NCDEX Kapas	MCX		
	April	Jul-21	Aug-21	Oct-21
26-07-2021	49,287	55,639	56,162	53,924
27-07-2021	49,732	56,141	56,748	54,112
28-07-2021	50,307	56,643	57,396	54,886
29-07-2021	50,804	56,999	57,333	54,928
30-07-2021	51,327	56,831	57,459	54,928

Remark :- For NCDEX Kapas we have taken seed rate 800/20 Kg to convert in Candy.





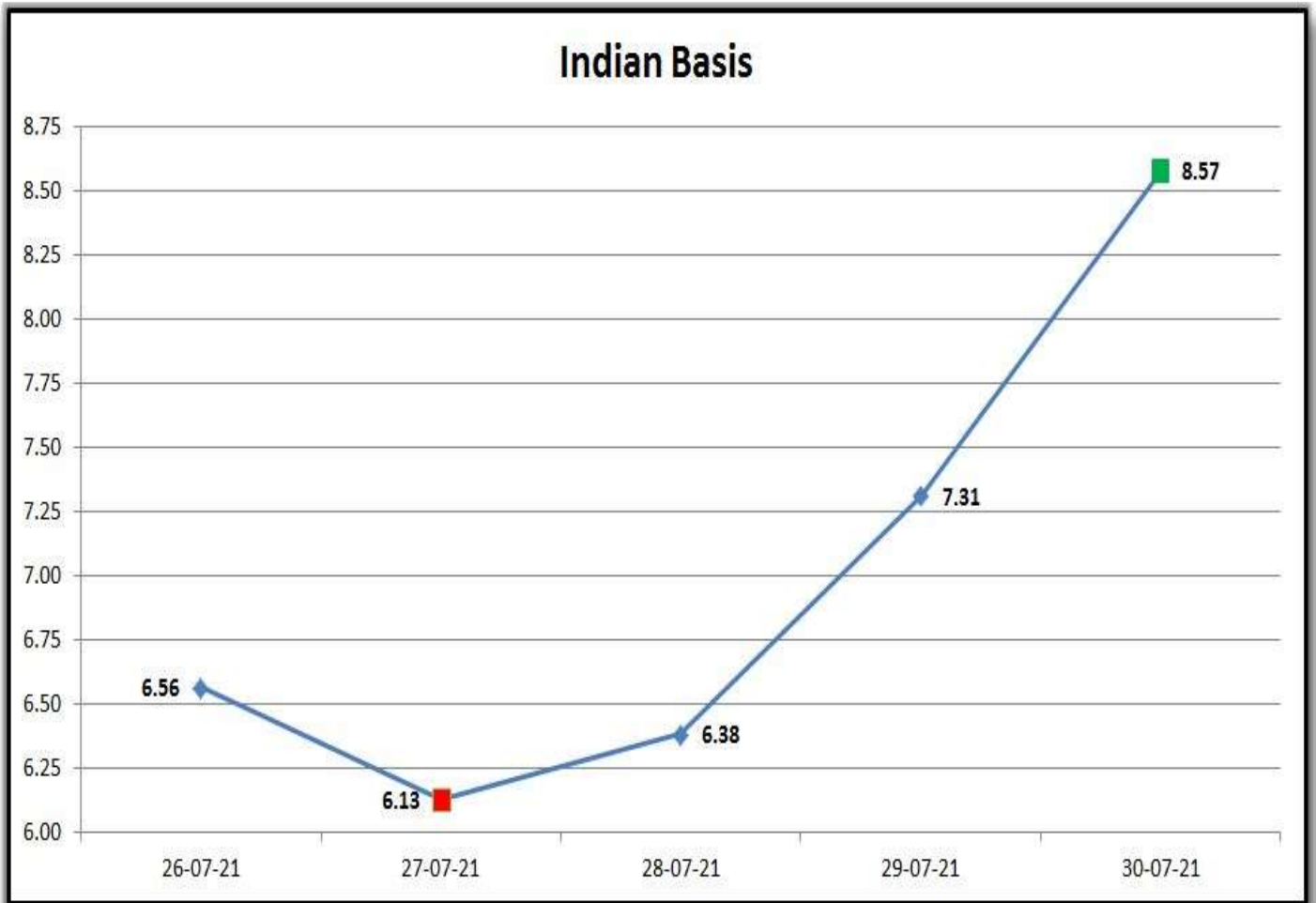
# GUJCOT TRADE ASSOCIATION

## WEEKLY REPORT 31-Jul-2021

### Indian Basis

DATE	29 MM	USD-INR	CENTS/LB	ICE DEC	BASIS
26-07-2021	56,100	74.41	96.16	89.60	6.56
27-07-2021	56,250	74.46	96.36	90.23	6.13
28-07-2021	56,500	74.37	96.90	90.52	6.38
29-07-2021	56,850	74.28	97.62	90.31	7.31
30-07-2021	57,150	74.41	97.96	89.39	8.57

### Indian Basis





# GUJCOT TRADE ASSOCIATION

WEEKLY REPORT 31-Jul-2021

## IN THE WEEK AHEAD

- Friday at 2:30 p.m. Central – Commitments of Traders
- Monday at 3:00 p.m. Central – Crop Progress and Condition
- Thursday at 7:30 a.m. Central – Export Sales Report
- Thursday at 2:30 p.m. Central – Cotton-On-Call

One stop solution for all cotton related reports and information.

Visit <https://www.gujcot.com>. It's updated every day in real time.

You can view

- Gujarat Daily Spot Rate at 5:30 pm and Historical Data
- Gujarat Latest Pressing Report and Historical Data
- Daily Weather Report
- Cotton Advisory Board Balance sheet and Area, Production, Yield reports from cotton season 1991-1992 to 2017-2018 estimate available from Menu->Reports
- All Historical Gujcot Weekly Reports Menu->Reports
- All India Cotton Sowing data
- Gujarat Cotton Sowing District wise Report
- US Export Sales Report
- US Crop Progress Report
- China Cotton Auction Update
- International Cotton Indices and Spot Rates.
- USDA WASDE Report
- ICE Cotton On Call Report
- And All other National & International reports and upcoming events

## Report Sponsors:

Click on Sponsor's Logo to visit Sponsor's Website



# Axita Cotton Limited

## Report prepared by

Kalpesh Patel

Manager

Gujcot Trade Association